


## REAR BRAKE CALIPER


### DISASSEMBLY

Remove the right rear wheel (page 16-6).  
 Drain the brake fluid from the rear brake hydraulic system (page 17-8).

Remove the rear brake adjusting nut and disconnect the brake cable from the brake arm.  
 Remove the brake cable from the caliper body.




Disconnect the brake hose from the caliper body by removing the oil bolt and sealing washers.



Loosen the bracket pin bolt.

Remove the two mounting bolts and the brake caliper from the frame.



Remove the bracket pin bolt and pivot the caliper body.

